







SCALE CLEAN

Safe-acid descaler · Low foaming

-  ECOLOGO[®] Certified
-  Excellent on stainless steel
-  Odourless
-  Safe for use in food plant

SCALE CLEAN contains two types of acids that will dissolve difficult to remove scales containing magnesium, calcium and silicates among others. **SCALE CLEAN** is safe to use on metal except aluminum.



APPLICATIONS

- Countertops
- Hard surfaces
- Appliances
- Floors
- Sinks and faucets
- Dishwasher
- Coffee pots
- Wall Tiles



TECHNICAL DATA

Appearance: liquid

Colour: tan

Foam: low

Odour: no added fragrance, mild

pH: 1.5



Packaging size

4 x 3.78L

Packaging codes

A100700-4cs

*Recycled plastic is for bottles and jugs

DIRECTIONS

Preparation: Use unheated water for dilution.

Heavy duty scale removal: dilute 1 part product with 1 part water (1:1) or use full strength.

Medium duty scale removal: dilute 1 part product with 4 parts water (1:4).

Light duty scale removal: dilute 1 part product with 8 parts water (1:8).

PROCEDURES:

1. Rinse off all loose scale with pressure sprayer and determine level of scaling. 2. Fill or submerge the equipment slowly into recommended product dilution. Ensure the exposed tubing and walls have been in contact with the solution. 3. Leave the descaling solution in contact for 30 minutes to 4 hours and periodically check scale removal by lightly scrubbing with a bristle brush on all contact surfaces. The amount of contact time will vary depending on the level of scale residue. 4. Spent solution can be reused or poured down the drain with plenty of water. If reusing the dilution liquid, start the process with the most concentrated dilution and the most scaled equipment. 5. Rinse out equipment parts thoroughly 3-5 times with fresh water. Check the final rinse water with pH test strip to match incoming water pH (should be around pH 6). A separate neutralization step is not required.

NOTE: DO NOT let SCALE CLEAN dry on metal surfaces. Rinse surfaces well after descaling. All food should be removed or covered prior to use and food contact surfaces are to be thoroughly rinsed with potable water so there will be no contamination of food as a result of its use.



Light duty scale removal

1:8



Medium scale removal

1:4

Heavy duty scale removal

1:1

STORAGE

Keep from freezing. Store upright in original closed container at room temperature away from children. Do not mix with any other chemicals.

DESIGNED FOR THE FUTURE[™]

Our commitment to sustainability means we not only dedicate ourselves to creating greener, healthier and safer cleaning solutions, but also manufacturing our solutions through sustainable best practices. By providing our customers with sustainable solutions to enhance the sustainability of their facility care, cleaning process and employee health and safety, together we can share a naturally better tomorrow.

SAFE HANDLING

Before usage, ensure employees read and understand the product labels and Safety Data Sheet. Directions for use can be found on the label and the TDS. Employees can find hazard warnings, precautionary statements and first aid procedures on the SDS sheets. SDS are available online at projectclean.com or by calling 1-800-663-9925. Improper use may result in damage or injury.