






FLOOR FINISH

Zinc-free floor finish · Burnishable gloss

-  ECOLOGO[®] Certified
-  20% solids
-  High gloss
-  Economical to use
-  Exceeds the standards set by ASTM for slip resistance

FLOOR FINISH combines the most up-to-date advances in environmentally friendly zinc-free polymer technology to give you unsurpassed gloss, black heel mark resistance and superior wear characteristics. **FLOOR FINISH** can be used on a variety of resilient and non-resilient flooring, it can be used without a sealer.



APPLICATIONS

- Vinyl
- Composite
- PVC
- Linoleum
- Sheet vinyl
- Marmoleum
- Laminate
- Quarry tile
- Terrazzo
- Sealed Wood
- Marble
- Concrete



TECHNICAL DATA

Appearance: liquid
Color: white
Foam: low
Odor: no added fragrance
pH: 8.0-9.0



Packaging size

4 x 1 US gallon
5 Gallon pail

Packaging codes

A100770-4c22
A100770-5gal

*PCR plastic is for bottles and jugs

DIRECTIONS

AGITATE CONTAINER BEFORE USE

Preparation:

1. Completely remove existing floor finish with FLOOR STRIPPER.
2. Pick up spent solution with a mop or wet-vac, making sure solution does not dry.
3. Rinse floor with NEUTRAL CLEAN as per label instructions, or mop and rinse the floor twice with cold water.

Application:

1. Use a clean finish mop. Pre-wet with water and wring out to conserve finish.
2. Apply up to 6 thin, even coats of FLOOR FINISH.
3. Allow 20 minutes average drying time between coats. Drying time will vary with thickness of film, type of floor and relative humidity.

TIP: FLOOR FINISH can be used without a sealer. On a porous floor it is beneficial to apply additional coats.

Daily Maintenance:

Dust mop floor with treated dust mop. Damp mop or auto scrub with NEUTRAL CLEAN for best results.



Application

Ready-to-use

2,500-3,000 square feet per 1 US gallon (3.78 L)

STORAGE

Keep from freezing. Store upright in original closed container at room temperature away from children. Do not mix with any other chemicals.

DESIGNED FOR THE FUTURE™

Our commitment to sustainability means we not only dedicate ourselves to creating greener, healthier and safer cleaning solutions, but also manufacturing our solutions through sustainable best practices. By providing our customers with sustainable solutions to enhance the sustainability of their facility care, cleaning process and employee health and safety, together we can share a naturally better tomorrow.

SAFE HANDLING

Before usage, ensure employees read and understand the product labels and Safety Data Sheet. Directions for use can be found on the label and the TDS. Employees can find hazard warnings, precautionary statements and first aid procedures on the SDS sheets. SDS are available online at projectclean.com or by calling 1-800-663-9925. Improper use may result in damage or injury.