






HD FLOOR CLEAN

Highly concentrated floor cleaner · Biodegradable

-  Green Seal Certified
-  Highly concentrated
-  Low foaming to prevent recovery tank clogging
-  Low odor
-  Safe for use on terrazzo, marble and other sensitive floor surfaces

HD FLOOR CLEAN is a concentrated, deep cleaner for hard floor care systems. It is effective on all hard surface floors not harmed by water. **HD FLOOR CLEAN** cleans deeper than neutral pH cleaners to remove ground in dirt and soil. It keeps floor finishes cleaner, longer while extending the life of the floor finish and reducing the frequency of stripping. It has been formulated with a special blend of surfactants and cleaning ingredients to quickly remove embedded soils and oils with efficiency.



APPLICATIONS

- Vinyl composite
- Linoleum
- Sheet vinyl
- Marmoleum
- Quarry tile
- Terrazzo
- Concrete
- Marble



TECHNICAL DATA

Appearance: clear liquid

Color: orange

Foam: low

Odor: no fragrance added

pH: 10.0-11.0



Packaging size

4 x 1 US gallon
5 Gallon pail

Packaging codes

A210001-4c22
A210001-5gal

*Recycled plastic is for bottles and jugs

DIRECTIONS

Pre-Application: Always sweep or dust mop hard floor surface thoroughly before cleaning. Do not use dust mops containing oil or silicone dust mop treatments.

General Cleaning:

Hard floors mopping: Mix between 1 oz of HD FLOOR CLEAN per gallon of cold tap water in a mop bucket fitted with a wringer (8 ml/litre, 1:128). Apply solution liberally onto the floor surface and scrub.

Hard floors auto scrubbing: If used as a daily floor cleaner in an automatic scrubber, dilute between 1-0.5oz of HD FLOOR CLEAN per gallon of cold tap water (8-4ml/litre, 1:128 to 1:256). Scrub with an auto scrubber fitted with a white or red scrub pad.

Deep Cleaning prior to burnishing, restoring or recoating:

Hard floors auto scrubbing: Mix between 1-2 oz of HD FLOOR CLEAN per gallon of cold tap water (8-16ml/litre, 1:128 to 1:64). Scrub with an auto scrubber fitted with a red or blue scrub pad using light to moderate pad pressure depending on soil conditions.

Hard floor mopping: Mix between 1-2oz of HD FLOOR CLEAN per gallon of cold tap water in a mop bucket fitted with a wringer (8-16ml/litre, 1:128 to 1:64). Apply solution liberally onto the floor surface and scrub using a 175-200 rpm floor swing machine equipped with a blue or pre-burnish floor pad. After scrubbing the solution should be picked up with a wet-vac and rinsed thoroughly before applying finish or restorers.

General Cleaning

Hard floors mopping 1:128
Hard floors auto scrubbing 1:256-1:128

Deep Cleaning prior to burnishing, restoring or recoating

Hard floors auto scrubbing 1:128-1:64

Deep Cleaning prior to burnishing, restoring or recoating

Hard floors mopping 1:128-1:64

STORAGE

Keep from freezing. Store upright in original closed container at room temperature away from children. Do not mix with any other chemicals.

DESIGNED FOR THE FUTURE™

Our commitment to sustainability means we not only dedicate ourselves to creating greener, healthier and safer cleaning solutions, but also manufacturing our solutions through sustainable best practices. By providing our customers with sustainable solutions to enhance the sustainability of their facility care, cleaning process and employee health and safety, together we can share a naturally better tomorrow.

SAFE HANDLING

Before usage, ensure employees read and understand the product labels and Safety Data Sheet. Directions for use can be found on the label and the TDS. Employees can find hazard warnings, precautionary statements and first aid procedures on the SDS sheets. SDS are available online at projectclean.com or by calling 1-800-663-9925. Improper use may result in damage or injury.