






WASHROOM CLEAN

Safe-acid cleaner · Safe on all types of fixtures

-  ECOLOGO® Certified
-  Concentrated
-  Non-corrosive
-  Phosphate free
-  Removes scale and mineral deposits

WASHROOM CLEAN is a complete washroom and fixture cleaner that keeps basins, showers, bowls, urinals and washroom surfaces clean in one easy step. This mild acidic solution easily removes soap film, body oils, makeup and mineral deposits, keeping your space clean and spotless. **WASHROOM CLEAN** can also be used to polish high-gloss surfaces such as chrome and stainless steel and is effective at removing stubborn stains from ceramic tiles and grout.

APPLICATIONS

- Hard surfaces
- Sinks
- Urinals
- Toilet bowls
- Faucets
- Shower stalls
- Trash area & bins
- Tiles



TECHNICAL DATA

Appearance: liquid

Colour: pink

Foam: moderate

Odour: floral

pH: 1.0-2.0



Packaging size

4 x 3.78L

Packaging codes

A100710-4cs

*PCR plastic is for bottles and jugs

DIRECTIONS

Unheated tap water should be used for dilution.

Light Soap, Soap Film and Body Oil Removal: Fill spray bottle or bucket with WASHROOM CLEAN at 32 ml per litre of water (4 oz/gallon) (1:32).

Moderate Soil - For removing hard water deposits or heavy soil accumulations: Fill spray bottle or bucket with WASHROOM CLEAN at 63-125 ml per litre of water (8-16 oz/gallon) (1:16-1:8).

Stainless Steel, Partitions and Other Washroom Surfaces: Fill spray bottle or bucket with WASHROOM CLEAN at 63 ml per litre of water (8 oz/gallon) (1:16). Clean then polish using a clean, dry towel.

1. Use a sprayer, hand bucket, swab, brush, microfibre wipe, or mechanical sprayer device and simply apply the solution to the surface and wipe clean.

TIP: When using on sensitive surfaces, such as marble, test a small space for discoloration before using.

2. Allow time for the chemical action to begin dissolving soils including hard water deposits.

3. If needed, scrub, using a mild abrasive pad, brush or doodlebug.

4. Rinsing is typically not necessary. Use WASHROOM CLEAN full strength for those hard to clean areas in your washroom.



Light cleaning

1:32

Moderate cleaning

1:16-1:8

Other surfaces

1:16

STORAGE

Keep from freezing. Store upright in original closed container at room temperature away from children. Do not mix with any other chemicals.

DESIGNED FOR THE FUTURE™

Our commitment to sustainability means we not only dedicate ourselves to creating greener, healthier and safer cleaning solutions, but also manufacturing our solutions through sustainable best practices. By providing our customers with sustainable solutions to enhance the sustainability of their facility care, cleaning process and employee health and safety, together we can share a naturally better tomorrow.

SAFE HANDLING

Before usage, ensure employees read and understand the product labels and Safety Data Sheet. Directions for use can be found on the label and the TDS. Employees can find hazard warnings, precautionary statements and first aid procedures on the SDS sheets. SDS are available online at projectclean.com or by calling 1-800-663-9925. Improper use may result in damage or injury.