






# FLOOR FINISH 20

Zinc-free floor finish · Burnishable gloss

-  ECOLOGO® Certified
-  20% solids
-  High gloss
-  Economical to use
-  Exceeds the standards set by ASTM for slip resistance

**FLOOR FINISH 20** combines the most up-to-date advances in environmentally friendly zinc-free polymer technology to give you unsurpassed gloss, black heel mark resistance and superior wear characteristics. It can be used on a variety of resilient and non-resilient flooring, it can be used without a sealer.



## APPLICATIONS

- Vinyl composite
- PVC
- Linoleum
- Sheet vinyl
- Marmoleum
- Quarry tile
- Terrazzo
- Concrete
- Marble



## TECHNICAL DATA

**Appearance:** liquid  
**Colour:** white  
**Foam:** none  
**Odour:** no added fragrance  
**pH:** 8.0-9.0



### Packaging size

4 x 3.78L  
18.9L pail

### Packaging codes

A100230-4cs  
A100230-18.9

\*PCR plastic is for bottles and jugs

## DIRECTIONS

AGITATE CONTAINER BEFORE USE

### Preparation:

1. Completely remove existing floor finish with FINISH REMOVER.
2. Pick up spent solution with a mop or wet-vac, making sure solution does not dry.
3. Rinse floor with NEUTRAL CLEAN as per label instructions, or mop and rinse the floor twice with cold water.

### Application:

1. Use a clean finish mop. Pre-wet with water and wring out to conserve finish.
2. Apply up to 6 thin, even coats of FLOOR FINISH 20.
3. Allow 20 minutes average drying time between coats. Drying time will vary with thickness of film, type of floor and relative humidity.

**TIP: FLOOR FINISH 20 can be used without a sealer. On a porous floor it is beneficial to apply additional coats.**

### Daily Maintenance:

Dust mop floor with treated dust mop. Damp mop or auto scrub with NEUTRAL CLEAN for best results.



## Application

Ready-to-use

2,500-3,000 square feet per 1 US gallon (3.78 L)

## STORAGE

Keep from freezing. Store upright in original closed container at room temperature away from children. Do not mix with any other chemicals.

## DESIGNED FOR THE FUTURE™

Our commitment to sustainability means we not only dedicate ourselves to creating greener, healthier and safer cleaning solutions, but also manufacturing our solutions through sustainable best practices. By providing our customers with sustainable solutions to enhance the sustainability of their facility care, cleaning process and employee health and safety, together we can share a naturally better tomorrow.

## SAFE HANDLING

Before usage, ensure employees read and understand the product labels and Safety Data Sheet. Directions for use can be found on the label and the TDS. Employees can find hazard warnings, precautionary statements and first aid procedures on the SDS sheets. SDS are available online at [projectclean.com](http://projectclean.com) or by calling 1-800-663-9925. Improper use may result in damage or injury.