









# FLOOR SEALER

Multi-surface floor sealer · Outstanding adhesion

-  Green Seal Certified
-  Clear seal with no discoloration
-  Excellent water and chemical resistance
-  Low odour
-  Resists black heel marks and scuffing
-  Excellent on old, worn and porous floors

**FLOOR SEALER** is a specially modified micro emulsion synthetic polymer sealer for a wide range of floor surfaces including resilient and stone flooring. Its unique dispersion of acrylic polymers is carefully designed to obtain a balance of flexibility and hardness to enable the sealer and/or top finish coat to withstand the rigors of floor traffic. **FLOOR SEALER** has outstanding chemical and water resistance. **FLOOR SEALER** will anchor and adhere to concrete, terrazzo and other stone surfaces including those with acid hardeners or alkaline conditioners.



## APPLICATIONS

- Terrazzo
- Concrete
- Stone flooring
- Resilient flooring



## TECHNICAL DATA

**Appearance:** opaque liquid

**Colour:** opaque white

**Foam:** none

**Odour:** no added fragrance

**pH:** 8.0-9.0



### Packaging size

4 x 3.78L  
18.9L pail

### Packaging codes

A210130-4cs  
A210130-18.9

\*Recycled plastic is for bottles and jugs

## DIRECTIONS

Covers up to 2,500 square feet per gallon on first coat and 3,000 square feet per gallon on additional coats depending on application method and porosity of floor.

### General Application:

1. Completely strip old floor finish with a floor finish remover such as FINISH REMOVER or #1 REMOVER
2. Remove the stripping solution and follow with two to three clear cold water rinses. Allow to dry.
3. Apply FLOOR SEALER in a uniform and medium coat. Let dry thoroughly. One sealer coat is usually all that is needed before applying floor finish on top. Older, worn or porous floors may need an additional coat of FLOOR SEALER before applying a floor finish on top

Ensure proper ventilation is employed when using this product. Removal of this sealer should be done with a Green Seal certified product such as FINISH REMOVER.

**NOTE: Not compatible for cork or unsealed wood.**



Ready-to-use

## STORAGE

Keep from freezing. Store upright in original closed container at room temperature away from children. Do not mix with any other chemicals.

## DESIGNED FOR THE FUTURE<sup>™</sup>

Our commitment to sustainability means we not only dedicate ourselves to creating greener, healthier and safer cleaning solutions, but also manufacturing our solutions through sustainable best practices. By providing our customers with sustainable solutions to enhance the sustainability of their facility care, cleaning process and employee health and safety, together we can share a naturally better tomorrow.

## SAFE HANDLING

Before usage, ensure employees read and understand the product labels and Safety Data Sheet. Directions for use can be found on the label and the TDS. Employees can find hazard warnings, precautionary statements and first aid procedures on the SDS sheets. SDS are available online at [projectclean.com](http://projectclean.com) or by calling 1-800-663-9925. Improper use may result in damage or injury.