




FINISH REMOVER

Moderate pH · For all types of flooring

-  Economical to use
-  Cold water formulation
-  Low odour

FINISH REMOVER removes synthetic finishes and natural waxes on first application. Stripping floors comes easy due to its strong wetting, penetrating, emulsifying and suspending characteristics. Its low odour and efficient formulation makes it an essential solution to any high-quality floor care program.

APPLICATIONS

- Vinyl composite
- PVC
- Sheet vinyl
- Quarry tile
- Terrazzo
- Concrete
- Marble
- Sealed Wood
- Laminates



TECHNICAL DATA

Appearance: clear liquid

Colour: yellow

Foam: none

Odour: low odour

pH: 10.0-11.0



Packaging size

4 x 3.78L
18.9L pail

Packaging codes

A210090-4cs
A210090-18.9

*Recycled plastic is for bottles and jugs

DIRECTIONS

1. Remove debris then dust mop entire surface to be stripped.
2. Dilute FINISH REMOVER at 250ml per litre of cold water (32 oz/gallon) (1:4). Apply diluted solution to an area approximately 10ft x 10ft and allow 10 minutes for FINISH REMOVER to liquify existing layers of floor finish. Do not permit FINISH REMOVER to dry on floor.
3. Scrub thoroughly with a floor machine and stripping pad.
4. Pick up the solution with a wet-vac or auto scrubber.
5. Rinse floor with NEUTRAL CLEAN as per label instructions, or mop and rinse the floor twice with cold water.
6. After floor is dry, inspect to ensure all floor finish is completely removed.
7. Apply a finish such as Project Clean zinc-free FLOOR FINISH 20.

Application

Floor Stripping **1:4**

STORAGE

Keep from freezing. Store upright in original closed container at room temperature away from children. Do not mix with any other chemicals.

DESIGNED FOR THE FUTURE™

Our commitment to sustainability means we not only dedicate ourselves to creating greener, healthier and safer cleaning solutions, but also manufacturing our solutions through sustainable best practices. By providing our customers with sustainable solutions to enhance the sustainability of their facility care, cleaning process and employee health and safety, together we can share a naturally better tomorrow.

SAFE HANDLING

Before usage, ensure employees read and understand the product labels and Safety Data Sheet. Directions for use can be found on the label and the TDS. Employees can find hazard warnings, precautionary statements and first aid procedures on the SDS sheets. SDS are available online at projectclean.com or by calling 1-800-663-9925. Improper use may result in damage or injury.