





# FLOOR SEALER

Multi-surface floor sealer · Ready-to-use

-  Clear seal with no discoloration
-  Excellent water and chemical resistance
-  Low odor
-  Prolongs time between strip and recoat

FLOOR SEALER is a specially modified water emulsion synthetic polymer sealer for a wide range of floor surfaces. Its unique dispersion of acrylic polymers is carefully designed to obtain a balance of flexibility and hardness to enable the sealer and/or top finish coat to withstand the rigors of floor traffic. FLOOR SEALER has outstanding chemical and water resistance. When other sealers fail to bond properly, it will anchor and adhere to concrete, terrazzo and other stone surfaces including those with acid hardeners or alkaline conditioners.

## APPLICATIONS

- Vinyl composite
- PVC
- Linoleum
- Sheet vinyl
- Marmoleum
- Quarry tile
- Terrazzo
- Concrete
- Marble



## TECHNICAL DATA

**Appearance:** opaque liquid

**Color:** milky white

**Foam:** none

**Odor:** no added fragrance

**pH:** 8.0-9.0



### Packaging size

4 x 1 US gallon  
5 Gallon pail

### Packaging codes

A210131-4c22  
A210131-5gal

\*Recycled plastic is for bottles and jugs

## DIRECTIONS

### General Application:

1. Completely strip old floor finish with a floor finish remover such as FINISH REMOVER or #1 REMOVER
2. Remove the stripping solution and follow with two to three clear water rinses. Allow to dry.
3. Apply FLOOR SEALER in a uniform and medium coat. Let dry thoroughly. One sealer coat is usually all that is needed before applying floor finish on top. Older, worn or porous floors may need an additional coat of FLOOR SEALER before applying a floor finish on top



Ready-to-use

## STORAGE

Keep from freezing. Store upright in original closed container at room temperature away from children. Do not mix with any other chemicals.

## DESIGNED FOR THE FUTURE™

Our commitment to sustainability means we not only dedicate ourselves to creating greener, healthier and safer cleaning solutions, but also manufacturing our solutions through sustainable best practices. By providing our customers with sustainable solutions to enhance the sustainability of their facility care, cleaning process and employee health and safety, together we can share a naturally better tomorrow.

## SAFE HANDLING

Before usage, ensure employees read and understand the product labels and Safety Data Sheet. Directions for use can be found on the label and the TDS. Employees can find hazard warnings, precautionary statements and first aid procedures on the SDS sheets. SDS are available online at [projectclean.com](http://projectclean.com) or by calling 1-800-663-9925. Improper use may result in damage or injury.