






# ALL CLEAN NATURAL

Biodegradable ingredients · Multi-surface cleaner



-  ECOLOGO® Certified
-  Plant-based biodegradable ingredients
-  Non-toxic
-  Food safe
-  Ideal for floor cleaning with automatic scrubbers or mop

**ALL CLEAN NATURAL** is a highly concentrated plant-based cleaner designed to remove a variety of grease, grime and dirt. It can be used on any surface that would not be damaged by water while using bio-based ingredients. **ALL CLEAN NATURAL** has a unique detergency that gives powerful wetting, penetration and suspension while being gentle for the environment.



## APPLICATIONS

- Stainless Steel
- Walls
- Countertops
- Pressure washer
- Hard surfaces
- Appliances
- Classroom equipment
- Touch points pre-clean
- Floors
- Sinks and faucets



## TECHNICAL DATA

**Appearance:** clear liquid

**Colour:** colourless

**Foam:** moderate

**Odour:** mild, no added fragrance

**pH:** 10.0-11.0



**Packaging size**

4 x 3.78L  
18.9L pail

**Packaging codes**

A100901-4cs  
A100901-18.9

*Also available as an RTU product*

*\*Recycled plastic is for bottles and jugs*

## DIRECTIONS

Unheated tap water should be used for dilution.

### General cleaning:

**Hard surfaces such as stainless steel, walls, countertops:** Fill spray bottle or bucket with ALL CLEAN NATURAL at 16-24 ml per litre of unheated tap water (2-3 oz/gallon) (1:64-1:42). Apply and clean surface with damp microfiber cloth.

**Hard floors mopping:** Fill mop bucket with ALL CLEAN NATURAL at 16-24 ml per litre of unheated tap water (2-3 oz/gallon) (1:64-1:42). Apply and clean floor with damp mop.

**Hard floors auto scrubbing:** Fill auto scrubber with ALL CLEAN NATURAL at 4 ml per litre of unheated tap water (0.5 oz/gallon) (1:256). Clean floor with auto scrubber.

### Periodic deep cleaning:

**Heavy duty and machine cleaning:** Fill mop bucket with ALL CLEAN NATURAL at 32-48 ml per litre of cold water (4-6 oz/gallon) (1:32-1:21). Apply cleaning solution to floor, allow 10-12 minute dwell time, scrub with floor machine, pick up slurry with wet vacuum and rinse.

**FOR USE IN FOOD PLANTS:** All food should be removed or covered prior to use and food contact surfaces are to be thoroughly rinsed with potable water so there will be no contamination of food as a result of its use.



### General Cleaning

1:64-1:42



### Floor Cleaning

1:256



### Periodic Deep Cleaning

1:32-1:21

## STORAGE

Keep from freezing. Store upright in original closed container at room temperature away from children. Do not mix with any other chemicals.

## DESIGNED FOR THE FUTURE™

Our commitment to sustainability means we not only dedicate ourselves to creating greener, healthier and safer cleaning solutions, but also manufacturing our solutions through sustainable best practices. By providing our customers with sustainable solutions to enhance the sustainability of their facility care, cleaning process and employee health and safety, together we can share a naturally better tomorrow.

## SAFE HANDLING

Before usage, ensure employees read and understand the product labels and Safety Data Sheet. Directions for use can be found on the label and the TDS. Employees can find hazard warnings, precautionary statements and first aid procedures on the SDS sheets. SDS are available online at [projectclean.com](http://projectclean.com) or by calling 1-800-663-9925. Improper use may result in damage or injury.