







NO-RINSE SANITIZER

One step disinfectant & sanitizer · Broad spectrum virucide

-  Food safe
-  Mildewstat
-  Sanitizer at 1:500 dilution
-  Disinfectant at 1:180 dilution
-  Neutral pH, no rinse at 200ppm
-  Add to 3-sink dishwashing

NO-RINSE SANITIZER is a clear, colourless, and odourless liquid germicide designed for use in hospitals, food processing plants, restaurants, bars and institutions. When used as directed, **NO-RINSE SANITIZER** disinfects and sanitizes pre-cleaned hard, non-porous surfaces. **NO-RINSE SANITIZER** deodorizes areas which are prone to odours caused by microorganisms.

DIN: 02500329

APPLICATIONS

- Hard surfaces
- Floors
- Washroom surfaces
- Dining areas
- Patient areas
- Kitchen equipment
- Dishes
- Pots and pans



TECHNICAL DATA

Appearance: clear liquid

Colour: colourless

Foam: low

Odour: odourless

pH: 7.0-8.0



Packaging size

4 x 3.78L

Packaging codes

A100150-4cs

*Recycled plastic is for bottles and jugs

DIRECTIONS

Unheated tap water should be used for dilution.

General disinfection:

Hard surfaces such as stainless steel, walls, high touch points, toilets, countertops: Fill spray bottle or bucket with NO-RINSE SANITIZER at 5.5 ml per litre of cold water (0.75 oz/gallon) (1:180). Apply to pre-cleaned surface with sprayer or damp microfiber cloth. Allow to remain wet for 10 minutes and air dry.

General Sanitizing of food contact surfaces:

Hard surfaces such as stainless steel, walls, high touch points, toilets, countertops: Fill spray bottle or bucket with NO-RINSE SANITIZER at 2 ml per litre of cold water (0.25 oz/gallon) (1:500). Apply to pre-cleaned surface with sprayer or damp microfiber cloth. Allow to remain wet for 60 seconds and allow to air dry.

General Sanitizing of drinking glasses and eating utensils:

All drinking glasses, eating utensils and cooking tools: Fill sink with NO-RINSE SANITIZER at 2 ml per litre of cold water (0.25 oz/gallon) (1:500). This is a 200 ppm quat solution. Immerse dishes for at least 60 seconds making sure to immerse completely. Remove, drain the used solution from the surface and air dry. Prepare a fresh solution daily or more frequently as soil is apparent.



General Disinfection

Hard surfaces

1:180



Sanitizing

General Food Contact Surfaces

1:500



Sanitizing

General Dishware Sanitizing

1:500

STORAGE

Keep from freezing. Store upright in original closed container at room temperature away from children. Do not mix with any other chemicals. Avoid contact with undiluted product. Avoid contamination of food. Do not store in food processing or food storage areas.

SAFE HANDLING

Before usage, ensure employees read and understand the product labels and Safety Data Sheet. Directions for use can be found on the label and the TDS. Employees can find hazard warnings, precautionary statements and first aid procedures on the SDS sheets. SDS are available online at projectclean.com or by calling 1-800-663-9925. Improper use may result in damage or injury.

DESIGNED FOR THE FUTURE™

Our commitment to sustainability means we not only dedicate ourselves to creating greener, healthier and safer cleaning solutions, but also manufacturing our solutions through sustainable best practices. By providing our customers with sustainable solutions to enhance the sustainability of their facility care, cleaning process and employee health and safety, together we can share a naturally better tomorrow.

DIRECTIONS

FOR USE IN FOOD PLANTS: All food should be removed or covered prior to use and food contact surfaces are to be thoroughly rinsed with potable water so there will be no contamination of food as a result of its use.

Broad-spectrum Virucide and Disinfectant: Capable of killing SARS-CoV-2 (COVID-19). See the Efficacy Data Sheet for the full spectrum of bacteria and viruses destroyed by this product.

One-step Disinfectant: Diluted product is effective against bacteria and viruses in the presence of organic soil (5% blood serum). The product is a one-step disinfectant for HIV-1 at a dilution rate of 32.5 ml per 4L water in 10 minutes.

Hospital Disinfection: This product may be used to pre-clean or decontaminate critical or semi-critical medical devices before sterilization or high-level disinfection.

*This product is not to be used as a sterilant/high-level disinfectant on any surface or instrument that: (1) is introduced directly into the human body, either into or in contact with the bloodstream or normally sterile areas of the body, or (2) contacts intact mucous membranes but which does not ordinarily penetrate the blood barrier or otherwise enter normally sterile areas of the body.

STORAGE

Keep from freezing. Store upright in original closed container at room temperature away from children. Do not mix with any other chemicals. Avoid contact with undiluted product. Avoid contamination of food. Do not store in food processing or food storage areas.

DESIGNED FOR THE FUTURE™

Our commitment to sustainability means we not only dedicate ourselves to creating greener, healthier and safer cleaning solutions, but also manufacturing our solutions through sustainable best practices. By providing our customers with sustainable solutions to enhance the sustainability of their facility care, cleaning process and employee health and safety, together we can share a naturally better tomorrow.

SAFE HANDLING

Before usage, ensure employees read and understand the product labels and Safety Data Sheet. Directions for use can be found on the label and the TDS. Employees can find hazard warnings, precautionary statements and first aid procedures on the SDS sheets. SDS are available online at projectclean.com or by calling 1-800-663-9925. Improper use may result in damage or injury.